

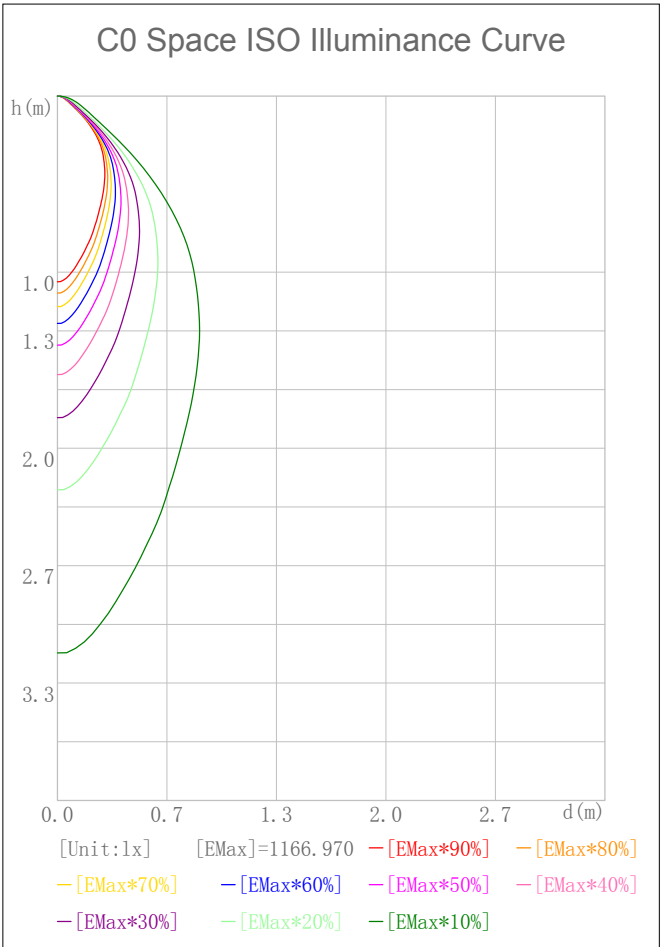
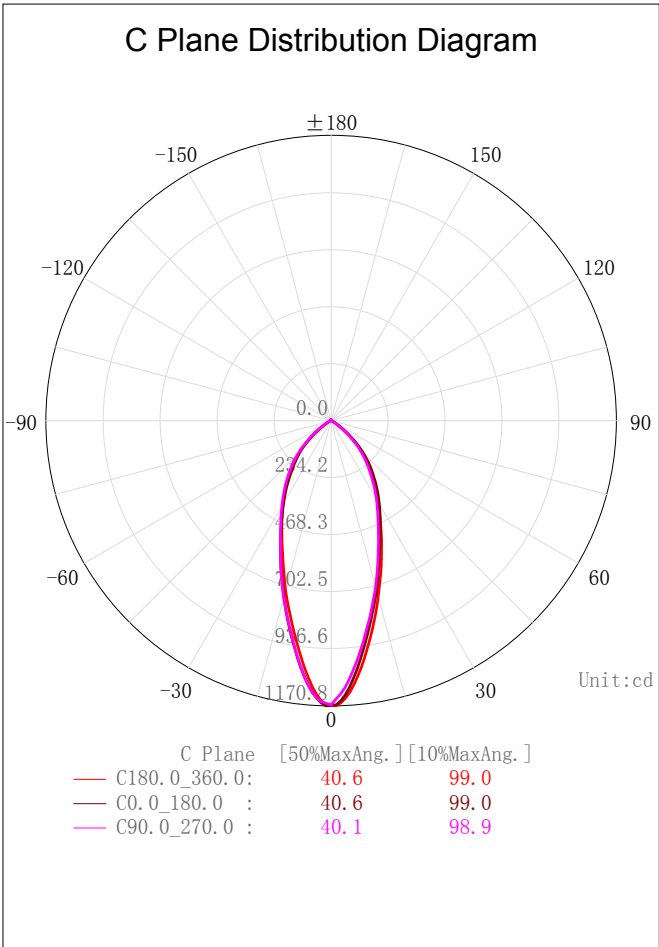
Indoor Luminaire Photometric Data

Description Information

Luminary Name:DL44-10-XX-11 3000K RA80 40D		Lum. Catalog:	Test ID: 01
Lamp Name:		Lamp Catalog: LED	Test Date: 2021/01/06
Manufacture: Shenzhen Norming Lighting Co.Ltd		Shld.Ang(°):	Test Machine:GON-2000
Test Lab: Quality Department		Frequency (Hz):	Lamp CCT (K): Ra:
Lum. Size (W*L*H):0.000m*0.000m*0.000m		Lum. Area (m2):0.000	Lum. W (kg): 0.000
Test System: C, γ	Test Step: C=90.0 γ=1.0	Temp. (°C): 25	Humidity(%):

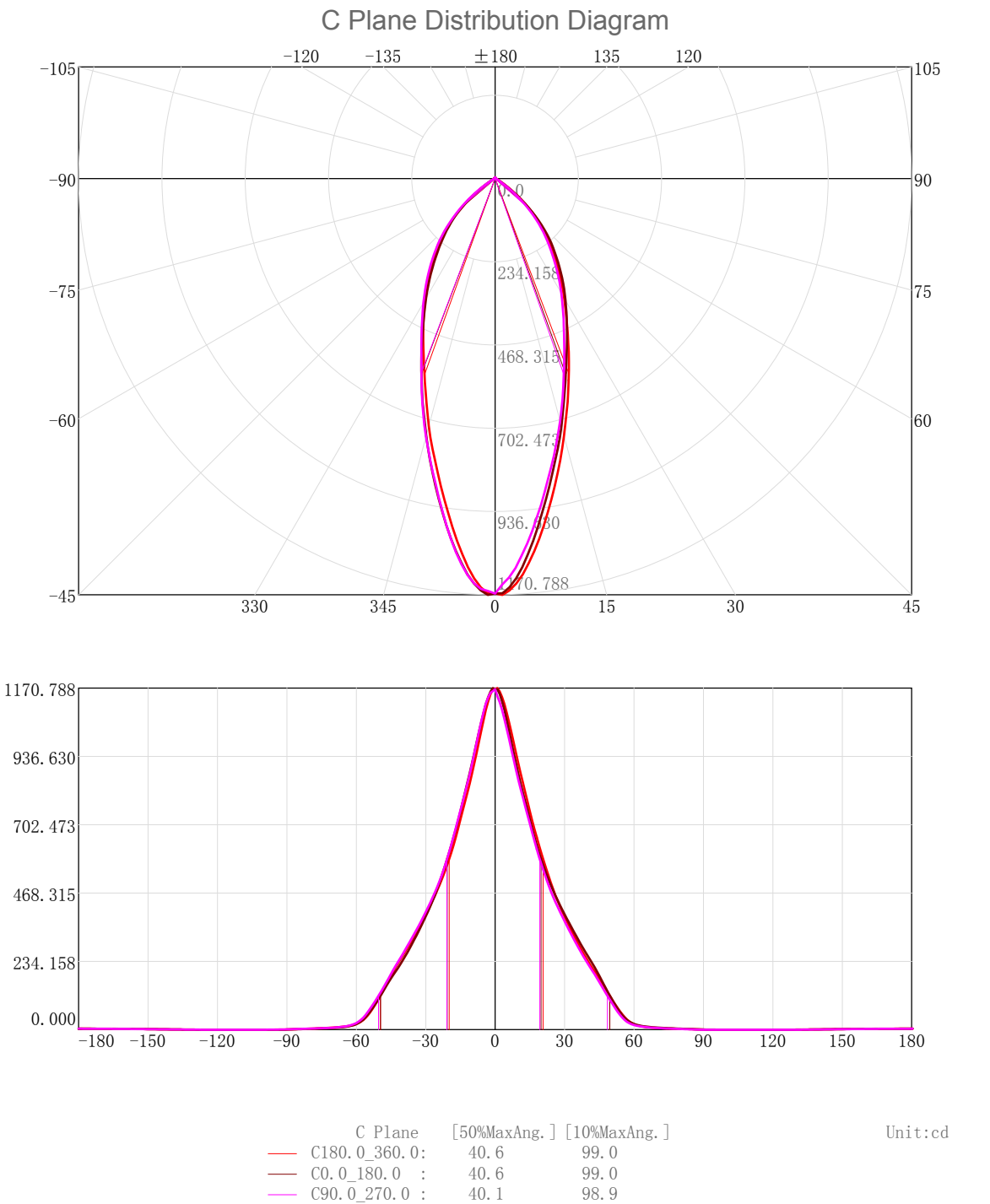
Character Parameter

Lamp Speciality Parameter		Luminaire Speciality Parameter	
Rated Flux(lm): 922.260	Luminary Flux(lm): 922.258	Field Angle(10%Imax): 99.0(°)	
Rated Power(W):	Luminary Efficiency: 100.00%	Down Lumens&Percent: 918.290lm 99.57%	
Rated Voltage(V):	Luminary EER(lm/W): 90.064	Up Lumens&Percent: 3.969lm 0.43%	
Tested Power(W): 10.240	Max. Candela(cd): 1170.788	S/MH: C0_a180=0.618 C90_270=0.613	
Lamps' Inside: 1	Max Cand@Ang. (°): C=180.0 γ=1.0	CIE Type: Semi-Direct	
Tested Electrics (V, A, pf):240.4, 0.046, 0.914	Beam Angle(50%Imax): 40.6(°)	ErP Φ use(90°): 787.771lm	
Lamp Size (W*L*H):0.000m*0.000m*0.000m	Left=-19.8°, Right=20.7°	IRF(%): 284.098	



2D Plane Light Intensity Distribution Curve

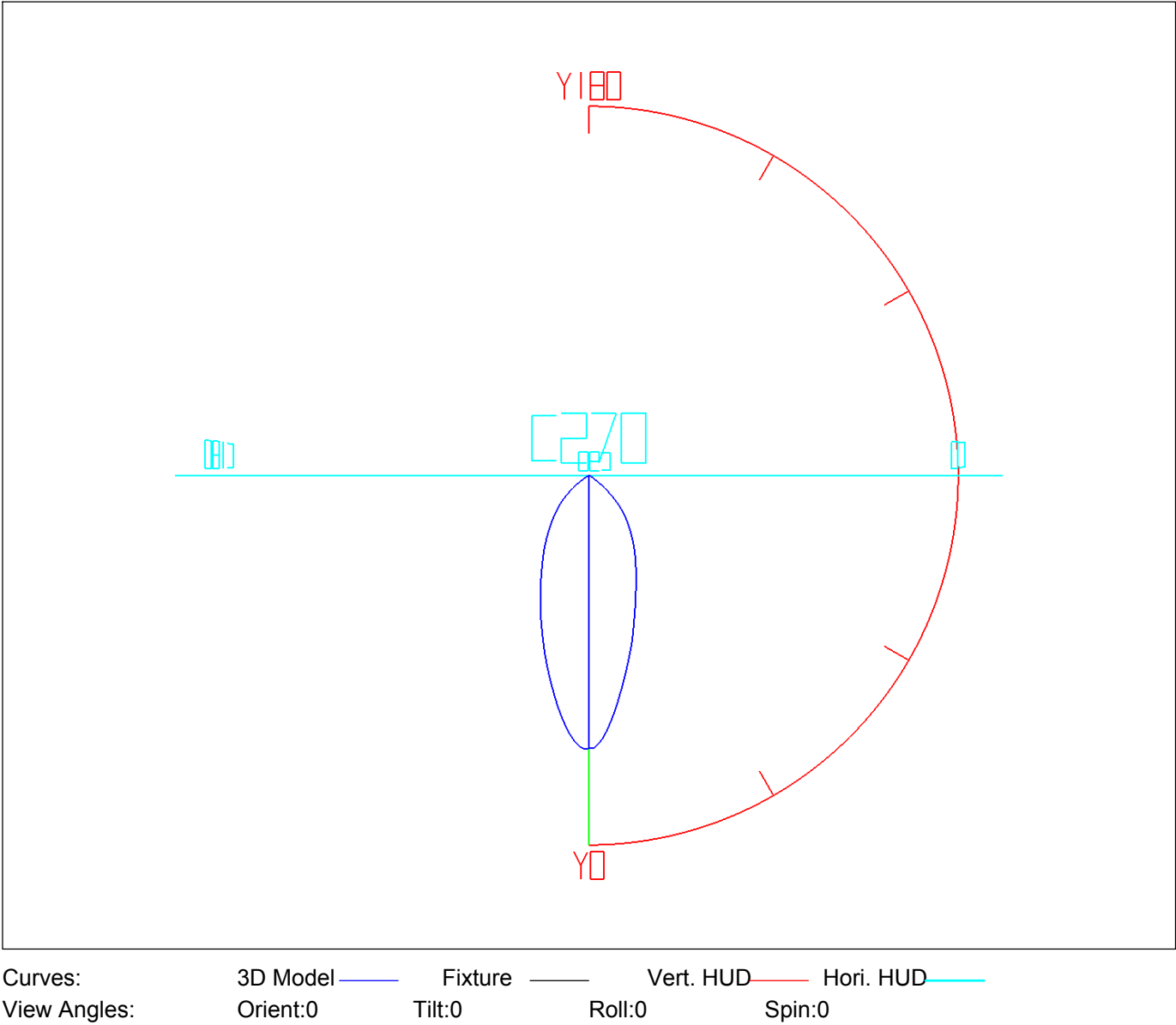
Lum. Name: DL44-10-XX-11 3000K RA80 40D	Lum. Catalog:	Test ID: 01
Lamp Name:	Lamp Catalog: LED	Test Lab: Quality Department
Manufacture: Shenzhen Norming Lighting Co.Ltd	Test Machine:GON-2000	Test Date: 2021/01/06



3D Light Intensity Distribution Modal

Lum. Name: DL44-10-XX-11 3000K RA80 40D	Lum. Catelog:	Test ID: 01
Lamp Name:	Lamp Catelog: LED	Test Lab: Quality Deparment
Manufacture: Shenzhen Norming Lighting Co.Ltd	Test Machine:GON-2000	Test Date: 2021/01/06

3D Light Intensity Distribution Modal



IES Indoor Report

Photometric Filename:DL44-10-XX-11 3000K RA80 40D.IES

Zonal Flux Tabulation

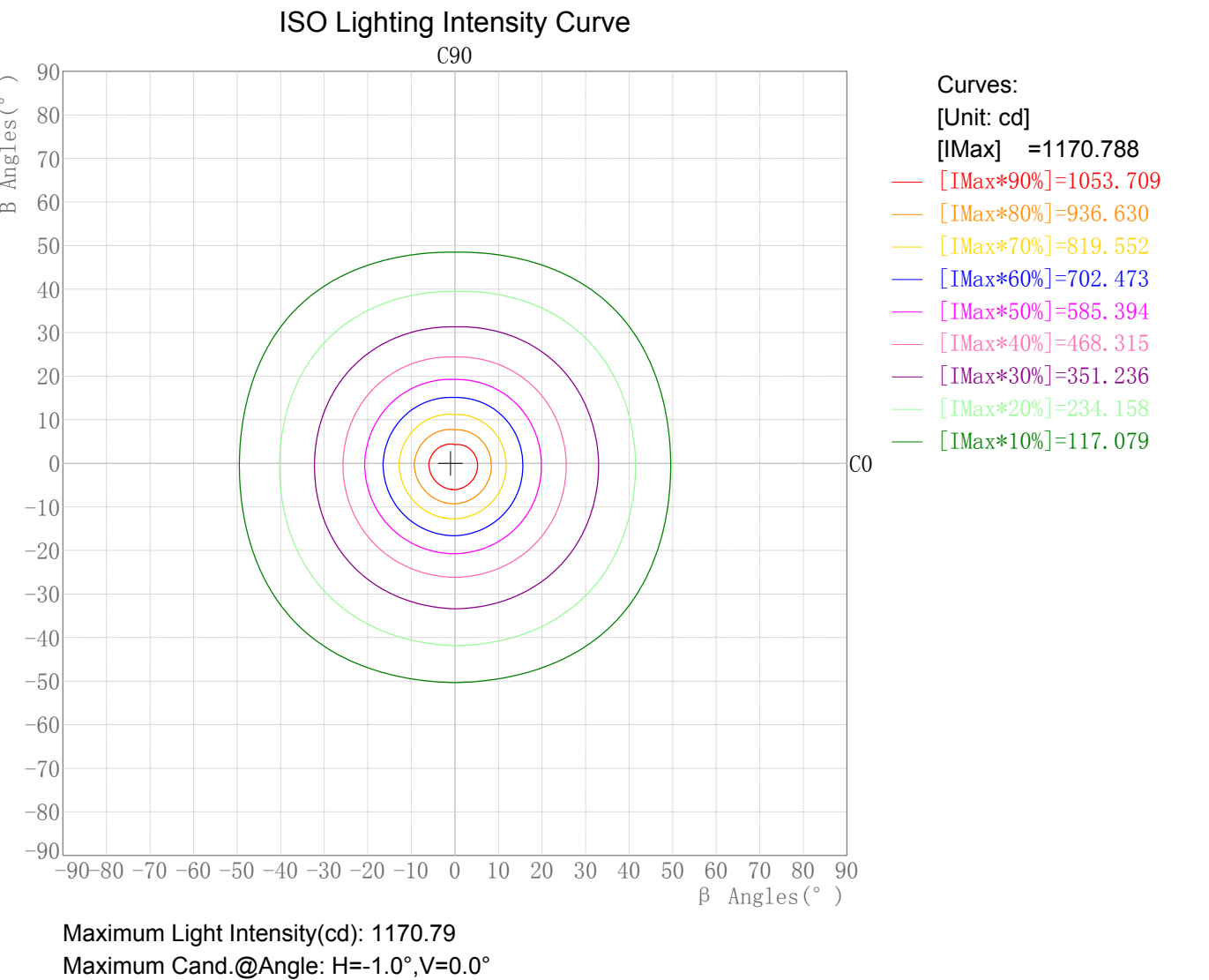
Zone(γ)	Zone Flux (lm)	Sums Flux (lm)	Zone%Lamp	Sums%Lamp	Zone(γ)	Zone Flux (lm)	Sums Flux (lm)	Zone%Lamp	Sums%Lamp
0.0-1.0	1.11	1.11	0.12	0.12	47.0-48.0	11.65	830.79	1.26	90.08
1.0-2.0	3.31	4.42	0.36	0.48	48.0-49.0	10.69	841.48	1.16	91.24
2.0-3.0	5.43	9.86	0.59	1.07	49.0-50.0	9.72	851.20	1.05	92.29
3.0-4.0	7.44	17.30	0.81	1.88	50.0-51.0	8.74	859.94	0.95	93.24
4.0-5.0	9.31	26.61	1.01	2.89	51.0-52.0	7.77	867.70	0.84	94.08
5.0-6.0	11.03	37.64	1.20	4.08	52.0-53.0	6.81	874.51	0.74	94.82
6.0-7.0	12.60	50.24	1.37	5.45	53.0-54.0	5.88	880.39	0.64	95.46
7.0-8.0	14.01	64.25	1.52	6.97	54.0-55.0	5.00	885.39	0.54	96.00
8.0-9.0	15.29	79.54	1.66	8.62	55.0-56.0	4.19	889.58	0.45	96.46
9.0-10.0	16.43	95.96	1.78	10.41	56.0-57.0	3.47	893.04	0.38	96.83
10.0-11.0	17.45	113.41	1.89	12.30	57.0-58.0	2.87	895.91	0.31	97.14
11.0-12.0	18.37	131.78	1.99	14.29	58.0-59.0	2.38	898.29	0.26	97.40
12.0-13.0	19.19	150.97	2.08	16.37	59.0-60.0	2.01	900.30	0.22	97.62
13.0-14.0	19.90	170.87	2.16	18.53	60.0-61.0	1.72	902.03	0.19	97.81
14.0-15.0	20.50	191.37	2.22	20.75	61.0-62.0	1.50	903.53	0.16	97.97
15.0-16.0	20.99	212.36	2.28	23.03	62.0-63.0	1.33	904.85	0.14	98.11
16.0-17.0	21.37	233.73	2.32	25.34	63.0-64.0	1.19	906.04	0.13	98.24
17.0-18.0	21.68	255.41	2.35	27.69	64.0-65.0	1.07	907.11	0.12	98.36
18.0-19.0	21.90	277.32	2.38	30.07	65.0-66.0	0.97	908.08	0.11	98.46
19.0-20.0	22.05	299.36	2.39	32.46	66.0-67.0	0.89	908.97	0.10	98.56
20.0-21.0	22.15	321.51	2.40	34.86	67.0-68.0	0.82	909.79	0.09	98.65
21.0-22.0	22.21	343.72	2.41	37.27	68.0-69.0	0.75	910.54	0.08	98.73
22.0-23.0	22.22	365.94	2.41	39.68	69.0-70.0	0.70	911.24	0.08	98.80
23.0-24.0	22.20	388.14	2.41	42.09	70.0-71.0	0.65	911.89	0.07	98.88
24.0-25.0	22.15	410.29	2.40	44.49	71.0-72.0	0.61	912.50	0.07	98.94
25.0-26.0	22.08	432.37	2.39	46.88	72.0-73.0	0.57	913.07	0.06	99.00
26.0-27.0	21.96	454.33	2.38	49.26	73.0-74.0	0.54	913.61	0.06	99.06
27.0-28.0	21.82	476.16	2.37	51.63	74.0-75.0	0.51	914.11	0.05	99.12
28.0-29.0	21.67	497.82	2.35	53.98	75.0-76.0	0.48	914.59	0.05	99.17
29.0-30.0	21.48	519.30	2.33	56.31	76.0-77.0	0.45	915.04	0.05	99.22
30.0-31.0	21.25	540.55	2.30	58.61	77.0-78.0	0.42	915.46	0.05	99.26
31.0-32.0	20.98	561.54	2.28	60.89	78.0-79.0	0.39	915.85	0.04	99.30
32.0-33.0	20.67	582.20	2.24	63.13	79.0-80.0	0.36	916.21	0.04	99.34
33.0-34.0	20.31	602.52	2.20	65.33	80.0-81.0	0.34	916.55	0.04	99.38
34.0-35.0	19.91	622.43	2.16	67.49	81.0-82.0	0.31	916.85	0.03	99.41
35.0-36.0	19.48	641.90	2.11	69.60	82.0-83.0	0.28	917.13	0.03	99.44
36.0-37.0	19.01	660.92	2.06	71.66	83.0-84.0	0.25	917.38	0.03	99.47
37.0-38.0	18.52	679.44	2.01	73.67	84.0-85.0	0.22	917.61	0.02	99.50
38.0-39.0	18.01	697.45	1.95	75.62	85.0-86.0	0.20	917.80	0.02	99.52
39.0-40.0	17.48	714.93	1.90	77.52	86.0-87.0	0.17	917.97	0.02	99.53
40.0-41.0	16.92	731.85	1.83	79.35	87.0-88.0	0.14	918.11	0.01	99.55
41.0-42.0	16.34	748.19	1.77	81.13	88.0-89.0	0.10	918.21	0.01	99.56
42.0-43.0	15.70	763.89	1.70	82.83	89.0-90.0	0.08	918.29	0.01	99.57
43.0-44.0	15.00	778.89	1.63	84.45	90.0-91.0	0.06	918.35	0.01	99.58
44.0-45.0	14.25	793.13	1.54	86.00	91.0-92.0	0.04	918.39	0.00	99.58
45.0-46.0	13.44	806.57	1.46	87.46	92.0-93.0	0.04	918.43	0.00	99.58
46.0-47.0	12.57	819.14	1.36	88.82	93.0-94.0	0.03	918.46	0.00	99.59

Zonal Flux Tabulation - (Cont.)

Zone(γ)	Zone Flux (lm)	Sums Flux (lm)	Zone%Lamp	Sums%Lamp	Zone(γ)	Zone Flux (lm)	Sums Flux (lm)	Zone%Lamp	Sums%Lamp
94.0-95.0	0.02	918.48	0.00	99.59	141.0-142.0	0.08	919.24	0.01	99.67
95.0-96.0	0.02	918.50	0.00	99.59	142.0-143.0	0.08	919.32	0.01	99.68
96.0-97.0	0.02	918.52	0.00	99.59	143.0-144.0	0.09	919.41	0.01	99.69
97.0-98.0	0.01	918.53	0.00	99.60	144.0-145.0	0.09	919.50	0.01	99.70
98.0-99.0	0.01	918.54	0.00	99.60	145.0-146.0	0.10	919.60	0.01	99.71
99.0-100.0	0.01	918.54	0.00	99.60	146.0-147.0	0.10	919.70	0.01	99.72
100.0-101.0	0.00	918.55	0.00	99.60	147.0-148.0	0.10	919.80	0.01	99.73
101.0-102.0	0.00	918.55	0.00	99.60	148.0-149.0	0.10	919.90	0.01	99.74
102.0-103.0	0.00	918.55	0.00	99.60	149.0-150.0	0.11	920.01	0.01	99.76
103.0-104.0	0.00	918.55	0.00	99.60	150.0-151.0	0.11	920.11	0.01	99.77
104.0-105.0	0.00	918.55	0.00	99.60	151.0-152.0	0.11	920.22	0.01	99.78
105.0-106.0	0.00	918.55	0.00	99.60	152.0-153.0	0.11	920.33	0.01	99.79
106.0-107.0	0.00	918.55	0.00	99.60	153.0-154.0	0.11	920.44	0.01	99.80
107.0-108.0	0.00	918.55	0.00	99.60	154.0-155.0	0.11	920.55	0.01	99.81
108.0-109.0	0.00	918.55	0.00	99.60	155.0-156.0	0.11	920.66	0.01	99.83
109.0-110.0	0.00	918.55	0.00	99.60	156.0-157.0	0.11	920.76	0.01	99.84
110.0-111.0	0.00	918.55	0.00	99.60	157.0-158.0	0.11	920.87	0.01	99.85
111.0-112.0	0.00	918.55	0.00	99.60	158.0-159.0	0.11	920.98	0.01	99.86
112.0-113.0	0.00	918.55	0.00	99.60	159.0-160.0	0.10	921.08	0.01	99.87
113.0-114.0	0.00	918.55	0.00	99.60	160.0-161.0	0.10	921.18	0.01	99.88
114.0-115.0	0.00	918.55	0.00	99.60	161.0-162.0	0.10	921.28	0.01	99.89
115.0-116.0	0.00	918.55	0.00	99.60	162.0-163.0	0.10	921.38	0.01	99.90
116.0-117.0	0.00	918.55	0.00	99.60	163.0-164.0	0.09	921.47	0.01	99.91
117.0-118.0	0.00	918.55	0.00	99.60	164.0-165.0	0.09	921.56	0.01	99.92
118.0-119.0	0.00	918.55	0.00	99.60	165.0-166.0	0.08	921.64	0.01	99.93
119.0-120.0	0.00	918.55	0.00	99.60	166.0-167.0	0.08	921.72	0.01	99.94
120.0-121.0	0.00	918.55	0.00	99.60	167.0-168.0	0.08	921.80	0.01	99.95
121.0-122.0	0.00	918.55	0.00	99.60	168.0-169.0	0.07	921.87	0.01	99.96
122.0-123.0	0.00	918.55	0.00	99.60	169.0-170.0	0.07	921.93	0.01	99.96
123.0-124.0	0.00	918.55	0.00	99.60	170.0-171.0	0.06	921.99	0.01	99.97
124.0-125.0	0.00	918.55	0.00	99.60	171.0-172.0	0.05	922.05	0.01	99.98
125.0-126.0	0.00	918.56	0.00	99.60	172.0-173.0	0.05	922.10	0.01	99.98
126.0-127.0	0.01	918.56	0.00	99.60	173.0-174.0	0.04	922.14	0.00	99.99
127.0-128.0	0.01	918.57	0.00	99.60	174.0-175.0	0.04	922.18	0.00	99.99
128.0-129.0	0.01	918.59	0.00	99.60	175.0-176.0	0.03	922.20	0.00	99.99
129.0-130.0	0.02	918.61	0.00	99.60	176.0-177.0	0.02	922.23	0.00	100.00
130.0-131.0	0.02	918.63	0.00	99.61	177.0-178.0	0.02	922.24	0.00	100.00
131.0-132.0	0.03	918.66	0.00	99.61	178.0-179.0	0.01	922.25	0.00	100.00
132.0-133.0	0.03	918.69	0.00	99.61	179.0-180.0	0.00	922.26	0.00	100.00
133.0-134.0	0.04	918.73	0.00	99.62					
134.0-135.0	0.05	918.78	0.00	99.62					
135.0-136.0	0.05	918.83	0.01	99.63					
136.0-137.0	0.06	918.89	0.01	99.63					
137.0-138.0	0.06	918.95	0.01	99.64					
138.0-139.0	0.07	919.01	0.01	99.65					
139.0-140.0	0.07	919.08	0.01	99.66					
140.0-141.0	0.08	919.16	0.01	99.66					

Rectangle ISO Lighting Intensity Diagram

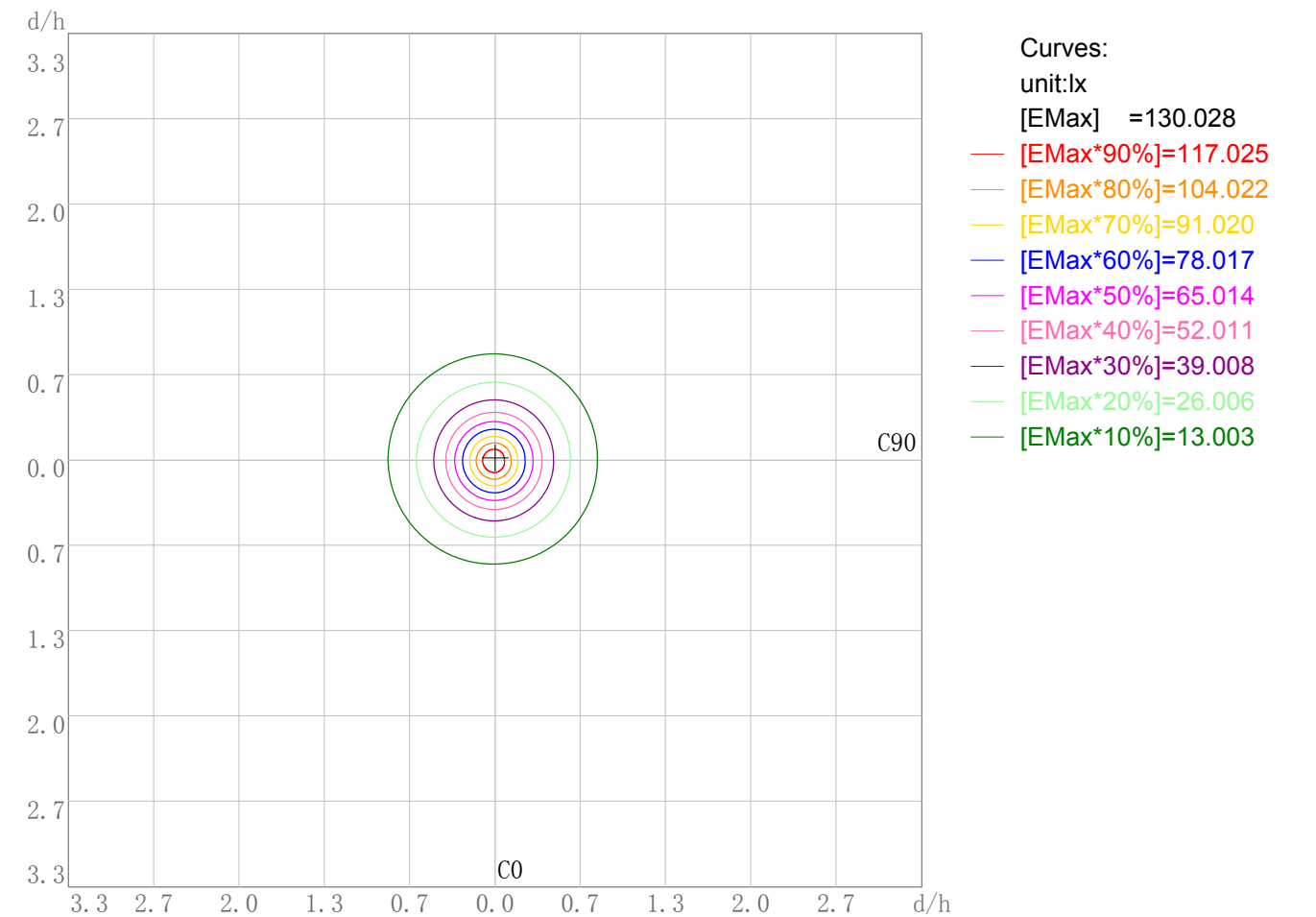
Lum. Name: DL44-10-XX-11 3000K RA80 40D	Lum. Catalog:	Test ID: 01
Lamp Name:	Lamp Catalog: LED	Test Lab: Quality Department
Manufacture: Shenzhen Norming Lighting Co.Ltd	Test Machine:GON-2000	Test Date: 2021/01/06



Plane ISO-Illuminance Diagram

Lum. Name: DL44-10-XX-11 3000K RA80 40D	Lum. Catalog:	Test ID: 01
Lamp Name:	Lamp Catalog: LED	Test Lab: Quality Department
Manufacture: Shenzhen Norming Lighting Co.Ltd	Test Machine:GON-2000	Test Date: 2021/01/06

Plane ISO-Illuminance Curve



Working Plane Luminaire Mounting Height(m): 3.00
Working Plane Maximum Illuminance(lx): 130.03
Working Plane Maximum Illuminance Position(d/h):H0.0 V-0.0

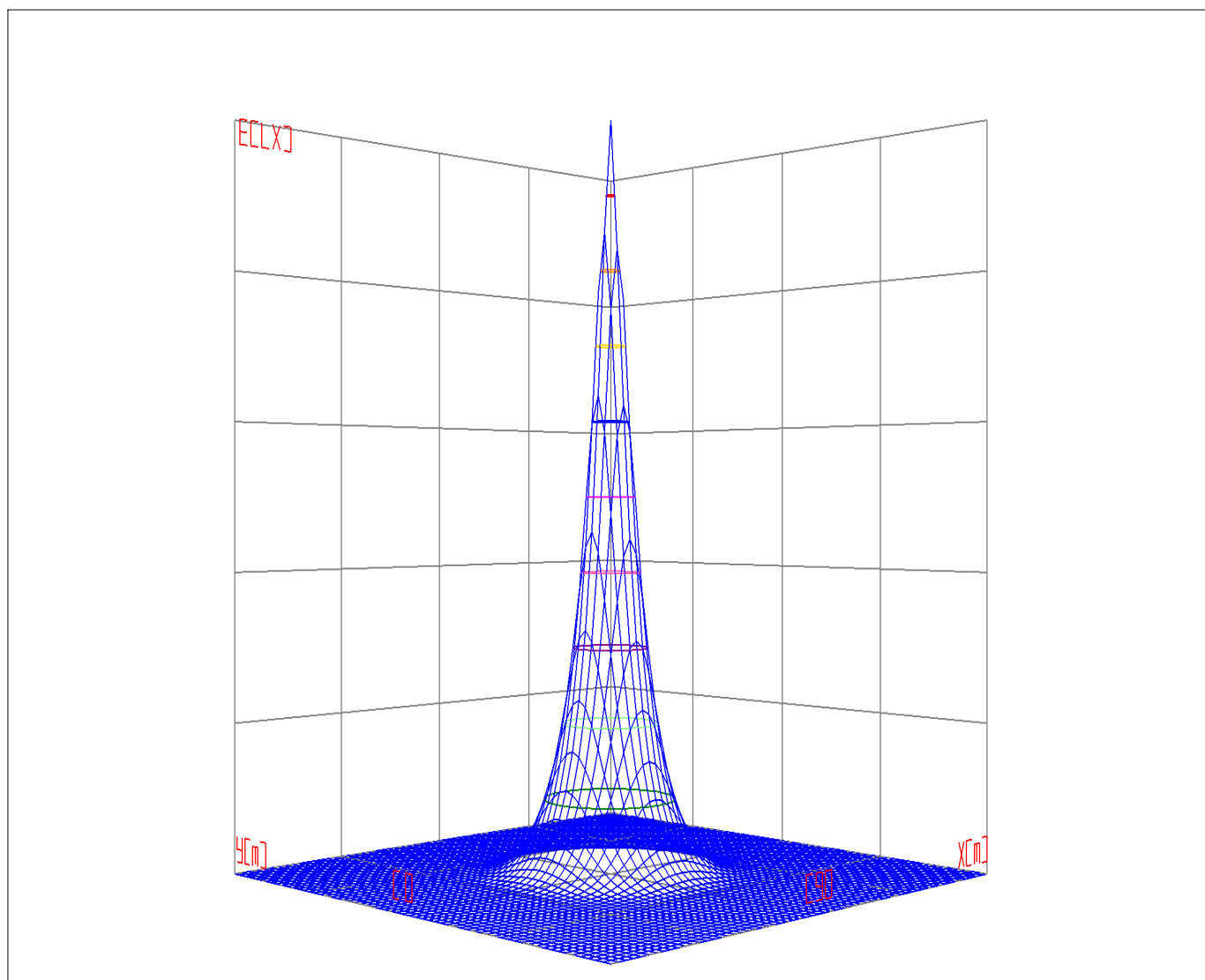
IES Indoor Report

Photometric Filename:DL44-10-XX-11 3000K RA80 40D.IES

3D Plane ISO Illuminance Diagram

Lum. Name: DL44-10-XX-11 3000K RA80 40D	Lum. Catalog:	Test ID: 01
Lamp Name:	Lamp Catalog: LED	Test Lab: Quality Department
Manufacture: Shenzhen Norming Lighting Co.Ltd	Test Machine:GON-2000	Test Date: 2021/01/06

3D Plane Illuminance Modal

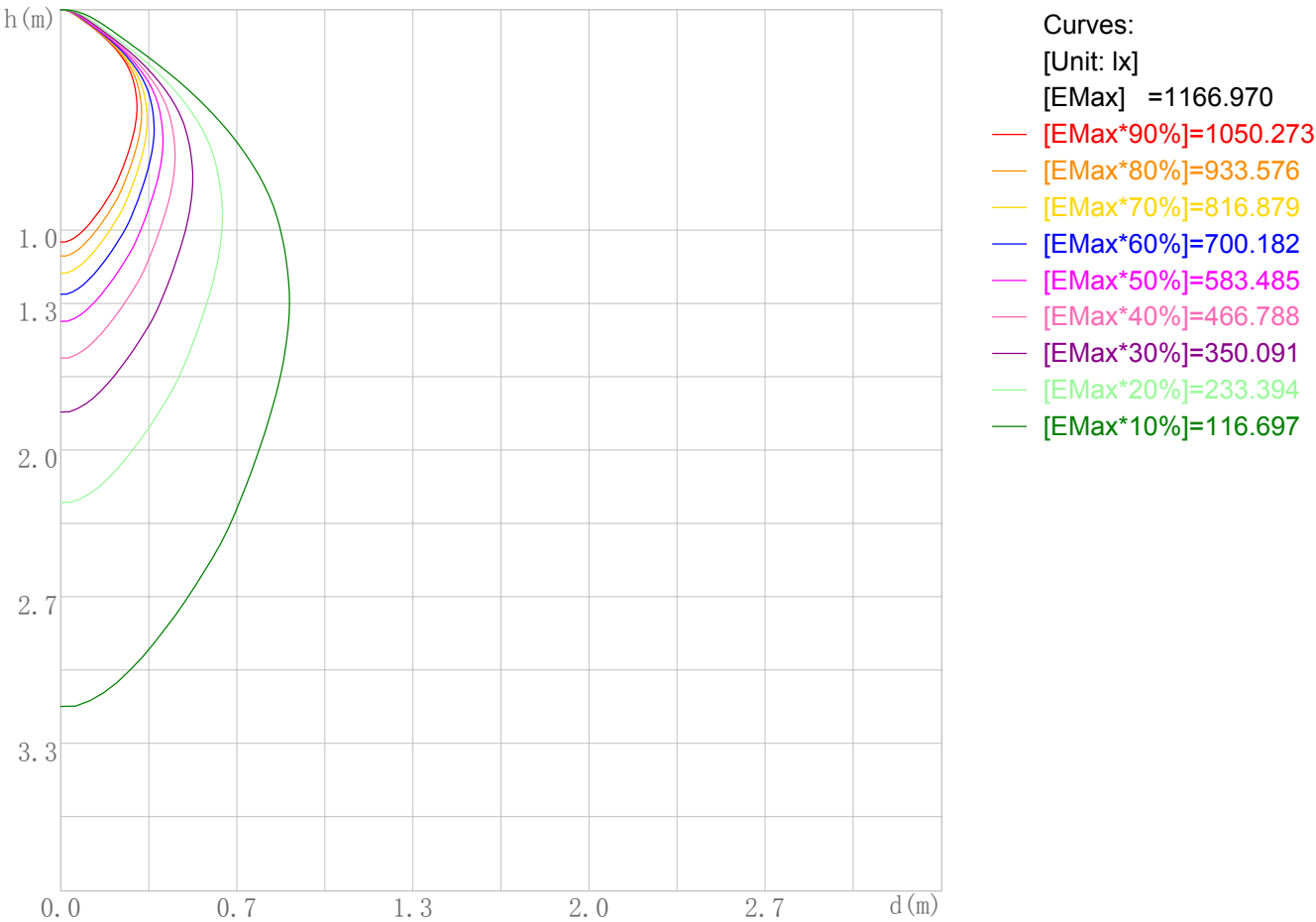


Curves: 3D Model — 90% — 80% — 70% — 60% — 50% — 40% — 30% — 20% — 10% —
View Angles(deg): 0 Height(m): 3.0 Distance(m): 10.0

Space ISO Illuminance Diagram

Lum. Name: DL44-10-XX-11 3000K RA80 40D	Lum. Catelog:	Test ID: 01
Lamp Name:	Lamp Catelog: LED	Test Lab: Quality Deparment
Manufacture: Shenzhen Norming Lighting Co.Ltd	Test Machine:GON-2000	Test Date: 2021/01/06

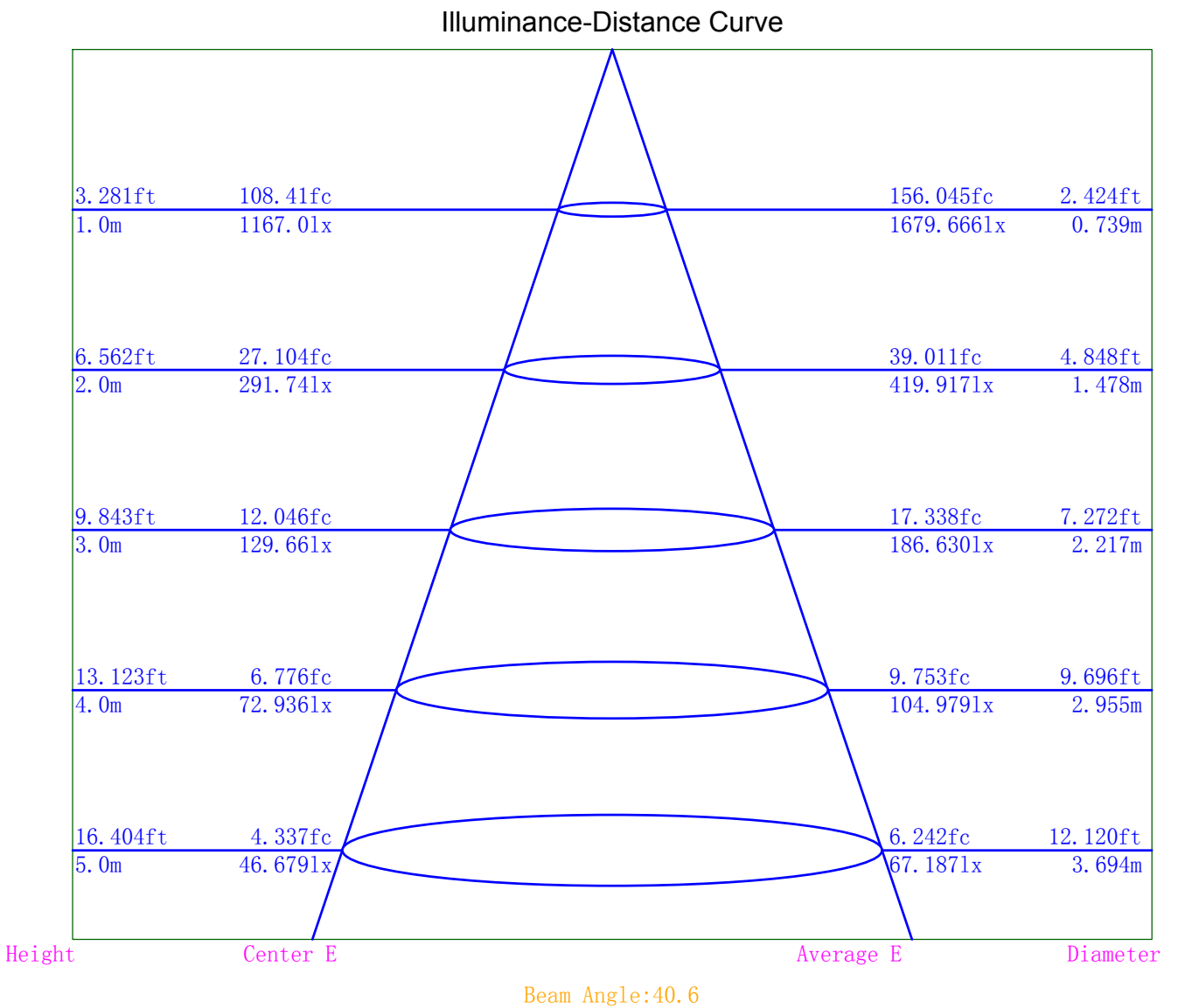
Space ISO Illuminance Curve



Space Plane Maximum Illuminance and @Angle:1166.97lx,0.0deg
Plane Maximum Lighting Intensity and @Angle:1166.970cd,0deg

Illuminance-Distance Diagram

Lum. Name: DL44-10-XX-11 3000K RA80 40D	Lum. Catalog:	Test ID: 01
Lamp Name:	Lamp Catalog: LED	Test Lab: Quality Department
Manufacture: Shenzhen Norming Lighting Co.Ltd	Test Machine:GON-2000	Test Date: 2021/01/06



Indoor Luminance Limiting Curves

Lum. Name: DL44-10-XX-11 3000K RA80 40D	Lum. Catalog:	Test ID: 01
Lamp Name:	Lamp Catalog: LED	Test Lab: Quality Department
Manufacture: Shenzhen Norming Lighting Co.Ltd	Test Machine:GON-2000	Test Date: 2021/01/06

Glare Grade Table

GI	Quality	Using Illuminance							
1.15	A	2000	1000	500	<=300				
1.5	B		2000	1000	500	<=300			
1.85	C			2000	1000	500	<=300		
2.2	D				2000	1000	500	<=300	
2.55	E	a				2000	1000	500	<=300
			b	c	d	e	f	g	h

Luminance Table

Gama(deg)	45	50	55	60	65	70	75	80	85
C0	0	0	0	0	0	0	0	0	0
C90	0	0	0	0	0	0	0	0	0

Luminance Limiting Curve



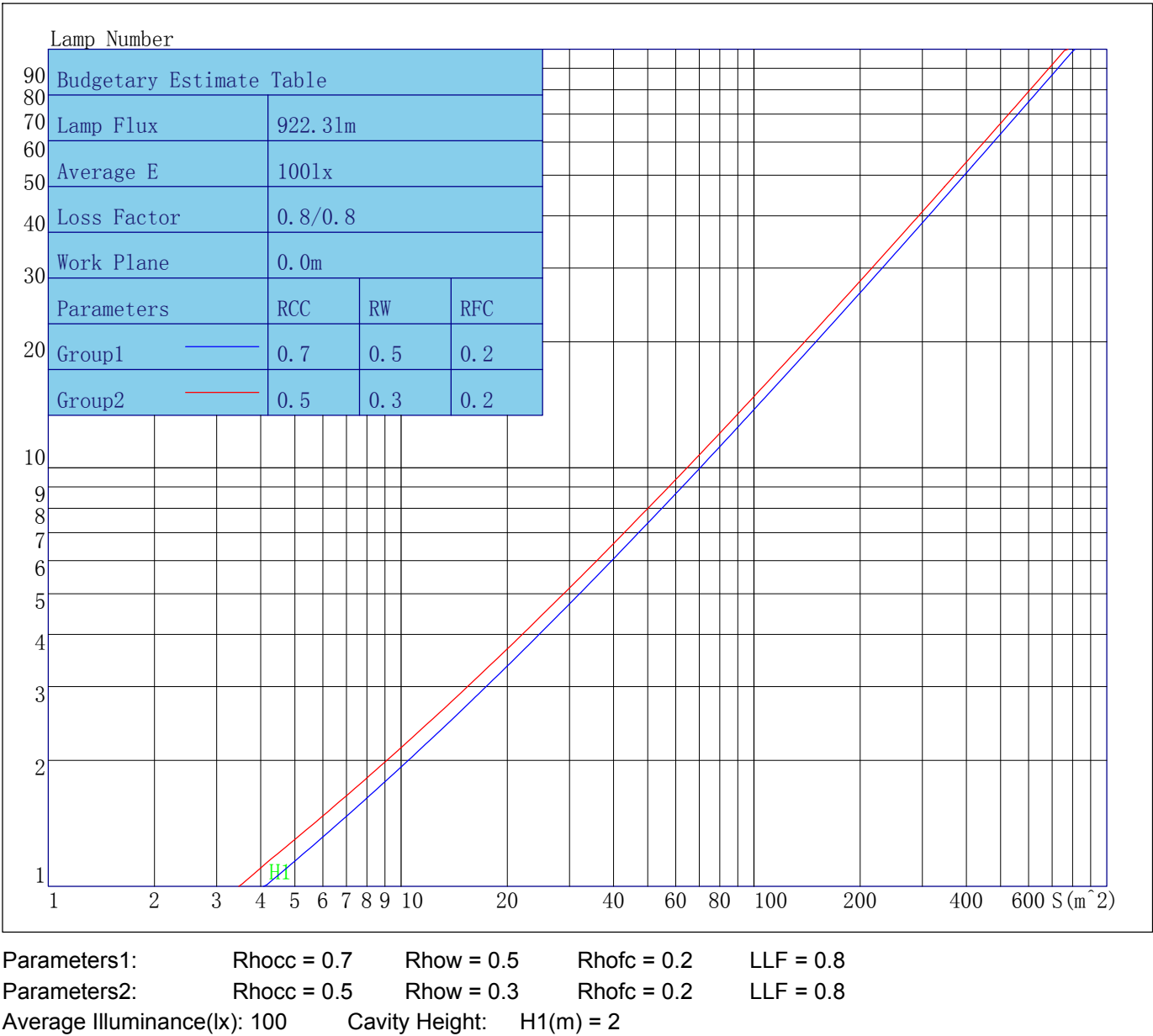
Luminous Size: Length(m)=0.000 Width(m)=0.000 Height(m)=0.000 Area(m^2)=0.000000

Luminous Type: Without Luminous Side

Luminous Curves: C0-C180 Color: C90-C270 Color:

Indoor Budgetary Estimate Table

Lum. Name: DL44-10-XX-11 3000K RA80 40D	Lum. Catalog:	Test ID: 01
Lamp Name:	Lamp Catalog: LED	Test Lab: Quality Department
Manufacture: Shenzhen Norming Lighting Co.Ltd	Test Machine:GON-2000	Test Date: 2021/01/06



Indoor Coefficient of Utilization Table

Lum. Name: DL44-10-XX-11 3000K RA80 40D	Lum. Catelog:	Test ID: 01
Lamp Name:	Lamp Catelog: LED	Test Lab: Quality Deparment
Manufacture: Shenzhen Norming Lighting Co.Ltd	Test Machine:GON-2000	Test Date: 2021/01/06

Coefficients of Utilization - Zonal Cavity Method																		
Coef.	Effective Floor Cavity Reflectance RFC=0.20																	
RhoCC (%)	80				70				50			30			10			0
RhoW (%)	70	50	30	10	70	50	30	10	50	30	10	50	30	10	50	30	10	0
RCR	Coefficient of Utilization(%)																	
0	119	119	119	119	116	116	116	116	111	111	111	106	106	106	102	102	102	100
1	113	109	107	104	110	107	105	102	103	101	99	99	98	96	96	95	93	91
2	106	101	96	92	104	99	95	91	95	92	89	92	90	87	90	87	85	83
3	100	93	87	83	98	91	86	82	88	84	80	86	82	79	83	80	78	76
4	94	86	79	75	92	84	79	74	82	77	73	80	76	72	78	74	71	70
5	89	79	73	68	87	78	72	67	76	71	67	74	70	66	73	69	66	64
6	84	74	67	62	82	73	66	62	71	66	61	70	65	61	68	64	60	59
7	79	69	62	57	77	68	62	57	66	61	57	65	60	56	64	59	56	54
8	75	64	58	53	73	64	57	53	62	57	53	61	56	52	60	56	52	51
9	71	60	54	49	70	60	53	49	59	53	49	58	53	49	57	52	49	47
10	67	57	50	46	66	56	50	46	55	50	46	54	49	46	54	49	46	44

Unified Glare Rating Table

Lum. Name: DL44-10-XX-11 3000K RA80 40D	Lum. Catelog:	Test ID: 01
Lamp Name:	Lamp Catalog: LED	Test Lab: Quality Deparment
Manufacture: Shenzhen Norming Lighting Co.Ltd	Test Machine:GON-2000	Test Date: 2021/01/06

Unified Glare Rating Table

Ceiling RCC	0.70	0.70	0.50	0.50	0.30	0.70	0.70	0.50	0.50	0.30	
Wall RW	0.50	0.30	0.50	0.30	0.30	0.50	0.30	0.50	0.30	0.30	
Floor RFC	0.20	0.20	0.20	0.20	0.20	0.20	0.20	0.20	0.20	0.20	
Room Size	Vewed crosswise					Vewed endwise					
X=2H Y=2H	-1.4	-0.2	-1.0	0.1	0.4	-1.4	-0.2	-1.0	0.1	0.4	
	Y=3H	-1.6	-0.6	-1.2	-0.2	0.2	-1.6	-0.6	-1.2	-0.2	0.2
	Y=4H	-1.7	-0.7	-1.3	-0.4	0.0	-1.7	-0.7	-1.3	-0.4	0.0
	Y=6H	-1.8	-0.9	-1.3	-0.5	-0.1	-1.8	-0.9	-1.3	-0.5	-0.1
	Y=8H	-1.8	-1.0	-1.4	-0.6	-0.2	-1.8	-1.0	-1.4	-0.6	-0.2
	Y=12H	-1.9	-1.1	-1.4	-0.7	-0.2	-1.9	-1.1	-1.4	-0.7	-0.2
X=4H Y=2H	-1.7	-0.7	-1.3	-0.4	0.0	-1.7	-0.7	-1.3	-0.4	0.0	
	Y=3H	-1.9	-1.1	-1.4	-0.7	-0.2	-1.9	-1.1	-1.4	-0.7	-0.2
	Y=4H	-2.0	-1.3	-1.5	-0.8	-0.4	-2.0	-1.3	-1.5	-0.8	-0.4
	Y=6H	-2.1	-1.5	-1.6	-1.0	-0.5	-2.1	-1.5	-1.6	-1.0	-0.5
	Y=8H	-2.1	-1.6	-1.6	-1.1	-0.6	-2.1	-1.6	-1.6	-1.1	-0.6
	Y=12H	-2.2	-1.7	-1.7	-1.2	-0.7	-2.2	-1.7	-1.7	-1.2	-0.7
X=8H Y=4H	-2.1	-1.6	-1.6	-1.1	-0.6	-2.1	-1.6	-1.6	-1.1	-0.6	
	Y=6H	-2.2	-1.8	-1.7	-1.3	-0.7	-2.2	-1.8	-1.7	-1.3	-0.7
	Y=8H	-2.3	-1.9	-1.8	-1.4	-0.9	-2.3	-1.9	-1.8	-1.4	-0.9
	Y=12H	-2.4	-2.0	-1.8	-1.5	-0.9	-2.4	-2.0	-1.8	-1.5	-0.9
X=12H Y=4H	-2.2	-1.7	-1.7	-1.2	-0.7	-2.2	-1.7	-1.7	-1.2	-0.7	
	Y=6H	-2.3	-1.9	-1.8	-1.4	-0.9	-2.3	-1.9	-1.8	-1.4	-0.9
	Y=8H	-2.4	-2.0	-1.8	-1.5	-0.9	-2.4	-2.0	-1.8	-1.5	-0.9
Variations with the objerver position at spacings											
S=1.0H	0.0/0.0					0.0/0.0					
S=1.5H	0.0/0.0					0.0/0.0					
S=2.0H	0.0/0.0					0.0/0.0					
Reduced UGR Table:											
Nordic Standard Table:	BK0					BK0					
Correction Value	0.0					0.0					

o the CIE Pub.117, data has been corrected, refers to the lamp's lumens 8.2flm.

IES Indoor Report

Photometric Filename:DL44-10-XX-11 3000K RA80 40D.IES

Candela Tabulation

V/H	C0.0	C90.0	C180.0	C270.0
γ 0.0	1166.97	1166.97	1166.97	1166.97
γ 1.0	1166.59	1142.09	1170.79	1159.98
γ 2.0	1150.22	1122.39	1158.85	1154.41
γ 3.0	1125.94	1096.60	1140.12	1139.17
γ 4.0	1095.77	1063.81	1115.86	1117.31
γ 5.0	1060.23	1030.71	1085.41	1088.11
γ 6.0	1024.23	996.84	1053.51	1055.74
γ 7.0	986.38	960.69	1019.97	1020.56
γ 8.0	948.74	926.55	984.77	983.81
γ 9.0	913.37	891.49	948.57	947.15
γ 10.0	878.13	857.38	913.77	911.05
γ 11.0	844.02	826.46	879.91	875.27
γ 12.0	811.26	795.49	846.08	843.34
γ 13.0	781.24	764.28	813.20	811.75
γ 14.0	751.13	734.68	780.92	780.61
γ 15.0	720.56	706.15	748.34	751.32
γ 16.0	689.50	676.09	717.05	721.28
γ 17.0	659.69	647.50	687.15	691.47
γ 18.0	632.14	619.35	660.02	662.18
γ 19.0	606.22	591.73	631.47	632.90
γ 20.0	581.23	566.22	603.61	604.96
γ 21.0	557.97	542.50	578.20	578.94
γ 22.0	536.42	519.10	553.16	553.70
γ 23.0	515.91	497.02	529.42	531.00
γ 24.0	496.36	476.37	505.52	510.18
γ 25.0	478.31	456.86	483.61	490.17
γ 26.0	460.27	438.85	461.47	471.50
γ 27.0	443.20	421.11	441.60	452.91
γ 28.0	426.80	403.78	423.16	435.51
γ 29.0	410.81	388.08	405.08	419.36
γ 30.0	395.62	371.99	388.13	403.04
γ 31.0	380.52	356.43	371.74	387.39
γ 32.0	366.00	340.76	354.96	371.77
γ 33.0	351.21	325.68	338.79	356.75
γ 34.0	336.55	310.61	322.94	342.31
γ 35.0	321.70	295.33	307.51	327.85
γ 36.0	307.29	281.09	292.55	313.30
γ 37.0	293.14	267.03	277.78	299.60
γ 38.0	279.70	253.31	263.44	285.81
γ 39.0	266.32	240.09	250.22	271.94
γ 40.0	253.39	227.34	237.15	258.25
γ 41.0	240.54	214.92	224.11	245.17
γ 42.0	227.49	202.43	211.66	232.16
γ 43.0	213.69	189.55	199.64	218.53
γ 44.0	199.23	176.54	187.70	204.84
γ 45.0	184.91	163.35	175.75	190.62
γ 46.0	169.91	150.02	163.57	176.51

IES Indoor Report

Photometric Filename:DL44-10-XX-11 3000K RA80 40D.IES

Candela Tabulation - (Cont.)

V/H	C0.0	C90.0	C180.0	C270.0
γ 47.0	154.63	136.52	150.54	162.35
γ 48.0	139.63	123.30	136.96	148.40
γ 49.0	124.90	110.17	123.41	134.63
γ 50.0	110.57	97.13	110.12	121.28
γ 51.0	96.91	84.51	97.38	108.36
γ 52.0	83.56	72.29	85.08	95.88
γ 53.0	71.11	60.83	73.43	83.67
γ 54.0	59.62	50.37	62.48	72.00
γ 55.0	49.37	41.10	52.17	60.87
γ 56.0	40.63	33.23	42.91	50.47
γ 57.0	33.33	26.99	34.72	41.28
γ 58.0	27.52	22.20	28.12	33.69
γ 59.0	23.15	18.73	22.91	27.58
γ 60.0	19.83	16.10	18.96	22.88
γ 61.0	17.27	14.09	15.94	19.33
γ 62.0	15.24	12.49	13.67	16.58
γ 63.0	13.60	11.20	11.92	14.44
γ 64.0	12.23	10.11	10.56	12.71
γ 65.0	11.09	9.13	9.42	11.30
γ 66.0	10.11	8.30	8.47	10.16
γ 67.0	9.25	7.56	7.65	9.19
γ 68.0	8.50	6.92	6.95	8.37
γ 69.0	7.87	6.35	6.35	7.67
γ 70.0	7.32	5.86	5.83	7.10
γ 71.0	6.82	5.42	5.41	6.59
γ 72.0	6.39	5.03	5.01	6.16
γ 73.0	6.00	4.67	4.68	5.78
γ 74.0	5.61	4.34	4.38	5.45
γ 75.0	5.25	4.04	4.12	5.15
γ 76.0	4.90	3.73	3.87	4.87
γ 77.0	4.57	3.43	3.63	4.59
γ 78.0	4.24	3.14	3.41	4.33
γ 79.0	3.92	2.86	3.18	4.07
γ 80.0	3.60	2.57	2.95	3.82
γ 81.0	3.30	2.28	2.71	3.56
γ 82.0	2.98	1.99	2.48	3.31
γ 83.0	2.68	1.73	2.24	3.06
γ 84.0	2.41	1.48	1.99	2.79
γ 85.0	2.15	1.22	1.77	2.55
γ 86.0	1.86	0.96	1.56	2.32
γ 87.0	1.55	0.66	1.32	2.09
γ 88.0	1.22	0.33	1.04	1.83
γ 89.0	0.92	0.04	0.73	1.51
γ 90.0	0.76	0.00	0.44	1.23
γ 91.0	0.65	0.00	0.20	0.94
γ 92.0	0.54	0.00	0.11	0.83
γ 93.0	0.44	0.00	0.04	0.71

Candela Tabulation - (Cont.)

V/H	C0.0	C90.0	C180.0	C270.0
γ 94.0	0.35	0.00	0.00	0.62
γ 95.0	0.27	0.00	0.00	0.53
γ 96.0	0.20	0.00	0.00	0.45
γ 97.0	0.13	0.00	0.00	0.37
γ 98.0	0.06	0.00	0.00	0.30
γ 99.0	0.01	0.00	0.00	0.22
γ 100.0	0.00	0.00	0.00	0.17
γ 101.0	0.00	0.00	0.00	0.11
γ 102.0	0.00	0.00	0.00	0.05
γ 103.0	0.00	0.00	0.00	0.01
γ 104.0	0.00	0.00	0.00	0.00
γ 105.0	0.00	0.00	0.00	0.00
γ 106.0	0.00	0.00	0.00	0.00
γ 107.0	0.00	0.00	0.00	0.00
γ 108.0	0.00	0.00	0.00	0.00
γ 109.0	0.00	0.00	0.00	0.00
γ 110.0	0.00	0.00	0.00	0.00
γ 111.0	0.00	0.00	0.00	0.00
γ 112.0	0.00	0.00	0.00	0.00
γ 113.0	0.00	0.00	0.00	0.00
γ 114.0	0.00	0.00	0.00	0.00
γ 115.0	0.00	0.00	0.00	0.00
γ 116.0	0.00	0.00	0.00	0.00
γ 117.0	0.00	0.00	0.00	0.00
γ 118.0	0.00	0.00	0.00	0.00
γ 119.0	0.00	0.00	0.00	0.00
γ 120.0	0.00	0.00	0.00	0.00
γ 121.0	0.00	0.00	0.00	0.00
γ 122.0	0.00	0.00	0.00	0.00
γ 123.0	0.00	0.00	0.00	0.02
γ 124.0	0.00	0.00	0.00	0.06
γ 125.0	0.00	0.00	0.00	0.10
γ 126.0	0.04	0.00	0.03	0.15
γ 127.0	0.09	0.00	0.09	0.20
γ 128.0	0.15	0.00	0.16	0.25
γ 129.0	0.21	0.00	0.22	0.31
γ 130.0	0.28	0.07	0.29	0.37
γ 131.0	0.34	0.14	0.36	0.44
γ 132.0	0.40	0.22	0.44	0.50
γ 133.0	0.48	0.30	0.53	0.57
γ 134.0	0.56	0.37	0.60	0.64
γ 135.0	0.63	0.45	0.68	0.71
γ 136.0	0.71	0.54	0.77	0.79
γ 137.0	0.80	0.64	0.86	0.87
γ 138.0	0.87	0.71	0.95	0.94
γ 139.0	0.95	0.81	1.03	1.01
γ 140.0	1.04	0.89	1.11	1.10

Candela Tabulation - (Cont.)

V/H	C0.0	C90.0	C180.0	C270.0
γ 141.0	1.13	0.98	1.21	1.19
γ 142.0	1.22	1.08	1.30	1.27
γ 143.0	1.31	1.17	1.39	1.36
γ 144.0	1.39	1.26	1.48	1.43
γ 145.0	1.49	1.35	1.58	1.51
γ 146.0	1.58	1.45	1.67	1.61
γ 147.0	1.67	1.53	1.76	1.70
γ 148.0	1.75	1.63	1.86	1.78
γ 149.0	1.85	1.73	1.94	1.87
γ 150.0	1.93	1.82	2.03	1.95
γ 151.0	2.03	1.91	2.12	2.03
γ 152.0	2.11	1.99	2.21	2.10
γ 153.0	2.18	2.07	2.30	2.18
γ 154.0	2.28	2.15	2.37	2.26
γ 155.0	2.39	2.23	2.47	2.33
γ 156.0	2.46	2.31	2.56	2.41
γ 157.0	2.55	2.38	2.63	2.49
γ 158.0	2.62	2.46	2.71	2.55
γ 159.0	2.71	2.53	2.78	2.63
γ 160.0	2.79	2.62	2.86	2.69
γ 161.0	2.87	2.69	2.93	2.77
γ 162.0	2.94	2.76	2.99	2.82
γ 163.0	3.00	2.82	3.06	2.88
γ 164.0	3.03	2.89	3.12	2.94
γ 165.0	3.12	2.95	3.17	2.99
γ 166.0	3.15	3.01	3.22	3.05
γ 167.0	3.18	3.07	3.28	3.11
γ 168.0	3.23	3.11	3.32	3.14
γ 169.0	3.27	3.17	3.37	3.19
γ 170.0	3.33	3.21	3.40	3.23
γ 171.0	3.36	3.24	3.43	3.27
γ 172.0	3.39	3.28	3.47	3.29
γ 173.0	3.42	3.33	3.48	3.34
γ 174.0	3.46	3.35	3.50	3.37
γ 175.0	3.48	3.37	3.52	3.39
γ 176.0	3.50	3.39	3.54	3.42
γ 177.0	3.53	3.41	3.55	3.45
γ 178.0	3.53	3.43	3.57	3.46
γ 179.0	3.55	3.44	3.58	3.49
γ 180.0	3.54	3.54	3.54	3.54